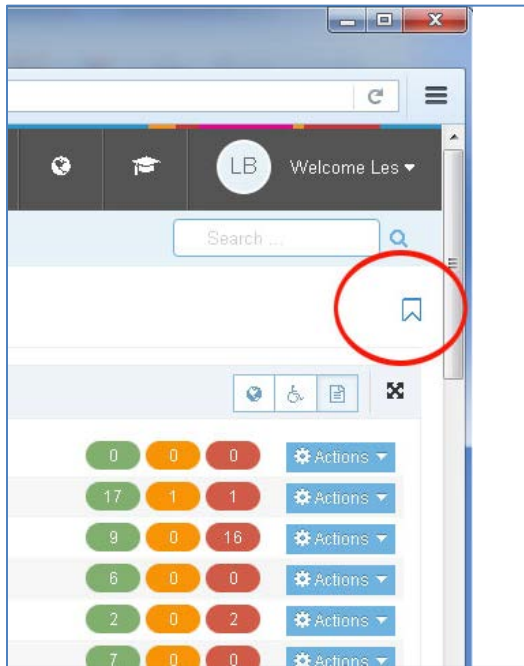


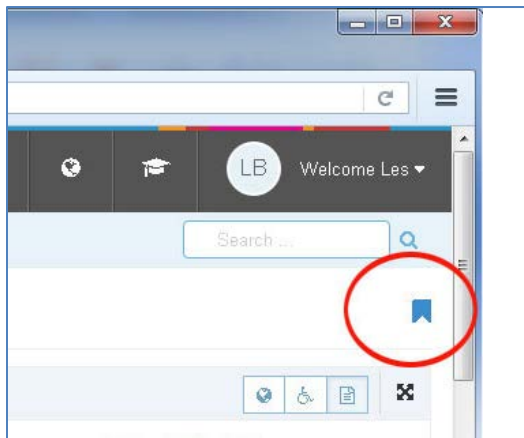
## Setting up a Bookmark

As with other web-based applications that you are used to using, TerminalFour allows you to set bookmarks to mark a specific spot that you want to get to directly and quickly.

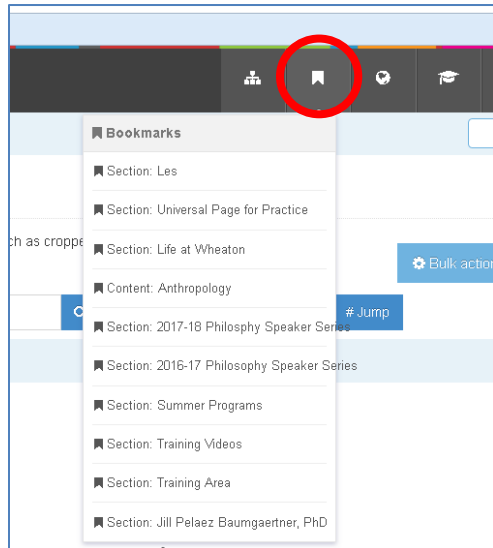
When you are on the page that you want to bookmark, you click on the bookmark icon on the right-hand edge of the screen.



When you click on that bookmark icon, it becomes solid blue in color.



The bookmarks that you have created are available by clicking on the bookmark symbol in the dark gray menu bar.



When you no longer need the bookmark, you can click on the bookmark icon to toggle it off.

